



FileMaker Go for iPhone



£11⁹⁹ UK

Access your FileMaker Pro information anywhere you go

View, edit and search your FileMaker Pro records on your iPhone with FileMaker Go. Whether you're checking inventory in the warehouse, managing event registration on-site or updating project status while traveling, you can do it all while you're on the go.

Easily use your existing databases, or create customised databases for your iPhone using FileMaker Pro. Then remotely access your information with FileMaker Go.

Get your favourite FileMaker Pro features on FileMaker Go

Work with data just like you would on FileMaker Pro:

- Add, modify or delete information
- Find, sort and navigate through records
- Display data in familiar Form, Table and List views
- View information in portals, tabs or Web Viewers
- Search for information using Quick Find
- Connect to External SQL Data Sources

Top FileMaker Go Uses

- Conduct inventory checks while in the warehouse
- Generate sales orders at a customer site
- Track shipping and receiving activities
- Check in attendees onsite for an event
- Update project status while traveling
- Verify student class schedules in the hallway
- Add research notes while in the field
- Evaluate teacher performance in the classroom

Find out more:

www.filemaker.co.uk/fmiphone

Language - English only

Requirements

- Compatible with iPhone and iPod touch
Requires iOS 4.0 or later
- Requires FileMaker Pro or FileMaker Pro Advanced to create or modify databases
- Connecting to hosted databases requires FileMaker Server/Server Advanced 11 or 10 or FileMaker Pro/Pro Advanced 11 or 10

*While FileMaker 7 and Developer 7 are technically compatible they are no longer supported by FileMaker, Inc. Support for FileMaker Pro/Pro Advanced 8 and 8.5 ends 23rd September 2010.




Access your databases on FileMaker Go

There are 3 convenient ways to access your information on FileMaker Go:

1. Connect to databases hosted on FileMaker Server or FileMaker Pro via a local wireless network or over the Internet using Wi-Fi or 3G. All changes are instantly updated in the hosted file. This makes it easy to share information with a team.
2. Copy your databases between your desktop or laptop and FileMaker Go for iPhone using File Sharing in iTunes. This is ideal for single-user databases. (Note: While copying files is supported, synchronisation is not).
3. Copy your databases to FileMaker Go by downloading the file from email, popular file sharing sites or the web.

Is FileMaker Go for iPhone right for you?

If you answer "Yes" to the green light questions, then FileMaker Go for iPhone is right for you.

	Do you own FileMaker Pro or FileMaker Pro Advanced so you can create or modify databases?
	Is the database you want to access on FileMaker Go FileMaker Pro 7 or later?*
	Is your iPhone or iPod touch compatible with iOS 4.0?

